

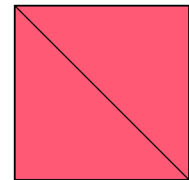
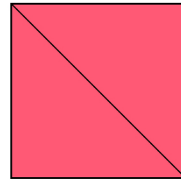



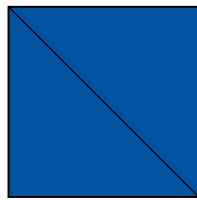
# Giant Economy Block Pillow



7 1/2" Square



6" Squares



8 1/4" Squares



2 1/2" x 14 1/2"



2 1/2" x 18 1/2"

Cut all blocks as shown, with the diagonal line indicating the square is cut in half on a 45 degree angle into two half square triangles (HST).

All seam allowance are  $\frac{1}{4}$ ". Press all seams to the outside of the block.

Assemble the block by sewing the HST from the 6" squares to the center 7 1/2" squares. Repeat with the HST from the 8 1/4" squares. Then sew the shorter strips to each side of the block. Finally, sew the long strips to the top and bottom of the block.